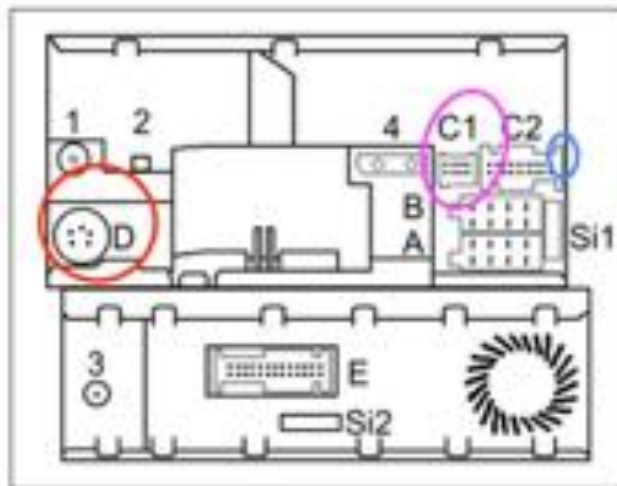
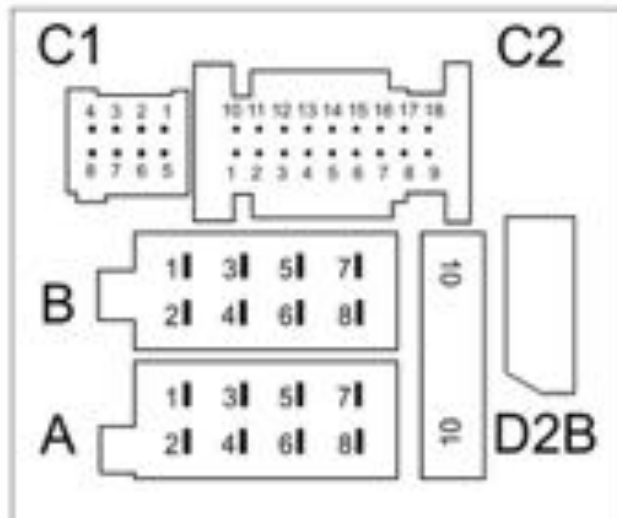


Pin-Belegung Comand 2.5

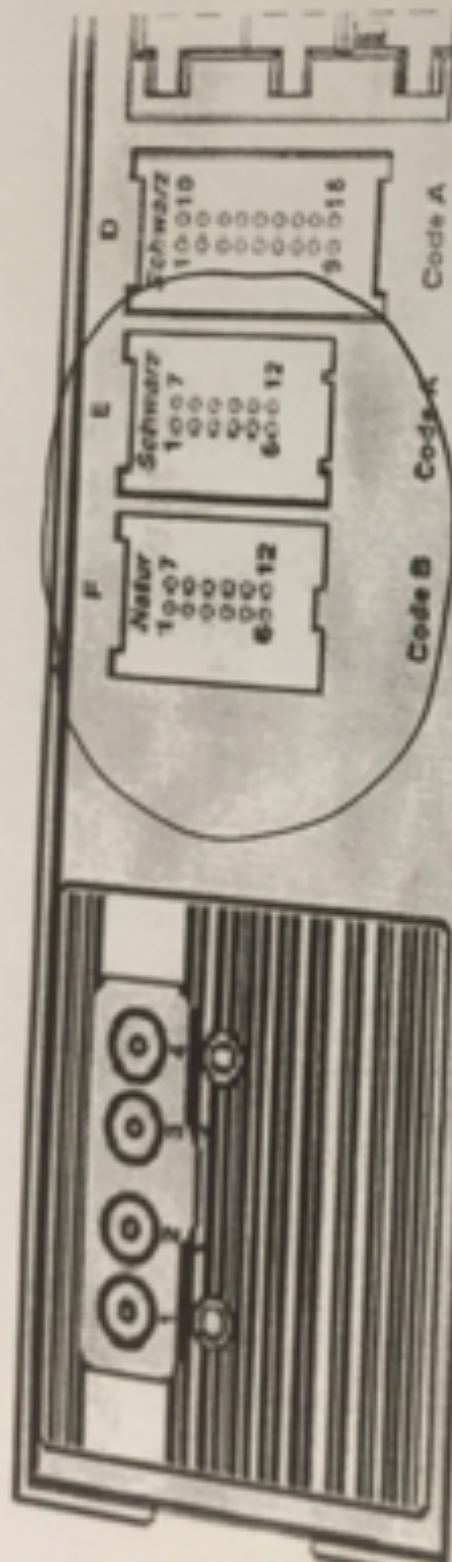


- A Stromversorgung
- B Lautsprecher
- C1 Aux-In
- C2 Verbindung Rechner-Bedienteil
- D RGB-Eingang
- E Verbindung Bedienteil-Rechner
- 1 FM/AM-Antenne
- 2 ZF-Anschluss
- 3 GPS-Antenne
- 4 D2B-Anschluss
- Si1 Sicherung Bedienteil
- Si2 Sicherung Navi-Rechner

Die Markierungen haben keinen Bedeutung. Es geht nur um den Stecker C1



Pin	A	B	C1	C2	D	E
1	Kl. 30 (+)	LA HR+	AUX NF GND	K-Leitung	TV R	Kl. 31 (-)
2	Kl. 31 (-)	LA HR-	AUX NF II	-> E 21	TV G	CAN H-> C2 18
3	Mute	LA VR+	-	-> E-22	TV B	CAN L-> C2-17
4	Kl. 30 (+)	LA VR-	-	-> E-23	TV Sync	-
5	Schaltausg.	LA VL+	AUX NF GND	NF- -> E-26	TV GND	-
6	-	LA VL-	AUX NF re	NF -> E-25	-	-
7	-	LA HL+	-	Wake up	-	Speed I
8	Kl. 31 (-)	LA HL-	-	-	-	-
9	-	-	-	-	-	-> C2-12
10	-	-	-	-	-	-> C2-13
11	-	-	-	-	-	-
12	-	-	-	-> E 9	-	-
13	-	-	-	-> E 10	-	-
14	-	-	-	NF+ ->E-13	-	NF+ -> C2-14
15	-	-	-	CAN L	-	Kl. 30 (+)
16	-	-	-	CAN H	-	-
17	-	-	-	CAN L-> E-3	-	-
18	-	-	-	CAN H-> E-2	-	-
19	-	-	-	-	-	-
20	-	-	-	-	-	Speed r
21	-	-	-	-	-	-> C2-2
22	-	-	-	-	-	-> C2-3
23	-	-	-	-	-	-> C2 4
24	-	-	-	-	-	-
25	-	-	-	-	-	NF -> C2 6
26	-	-	-	-	-	NF- -> C2 5



Pin-Belegung Stecker D
zum COMMAND

- | | |
|----|-----------|
| 1 | Sync |
| 2 | B |
| 3 | G |
| 4 | R |
| 5 | GND |
| 6 | Bus High |
| 7 | Bus GND |
| 8 | Audio GND |
| 9 | Audio L |
| 10 | Sync GND |
| 11 | B GND |
| 12 | G GND |
| 13 | R GND |
| 14 | Bus GND |
| 15 | Bus Low |
| 16 | Bus GND |
| 17 | Audio GND |
- CAH

Pin-Belegung Stecker E
AV-1 Eingang


- | | |
|----|-----------|
| 1 | FBAS |
| 2 | Bus GND |
| 3 | RC |
| 4 | - |
| 5 | Audio GND |
| 6 | Audio L |
| 7 | FBAS GND |
| 8 | - |
| 9 | RC GND |
| 10 | - |
| 11 | Audio GND |
| 12 | Audio R |

Pin-Belegung Stecker F
AV-2 Eingang

- | | |
|----|-----------|
| 1 | FBAS / Y |
| 2 | Bus GND |
| 3 | RC |
| 4 | - |
| 5 | Audio GND |
| 6 | Audio L |
| 7 | FBAS GND |
| 8 | C |
| 9 | RC GND |
| 10 | - |
| 11 | Audio GND |
| 12 | Audio R |

TV Tuner0097

TV Tuner0897



AV1 und AV2



60220402500-340

Mercedes-Benz

A 220 820 08 97

EC: 104 12 Volt

Typ

Model No

Serial No

TV TUNER ECL

SE 6022

25007340

Q04

BECKER
AUTOMOTIVE ELECTRONICS

A000 540 4505



**3,5mm Klinkenbuchse für
Ipod oder BT-Dongel**



Stecker C1 des Comand



A034 545 7528

Stecker C1 des Comand



A034 545 7528