

NEW ASTRA HATCHBACK PRICE/SPECIFICATION GUIDE

17 June 2015



Proud Sponsor of Home Nations Football



NEW ASTRA COMPANY CAR DRIVER/FLEET INFORMATION

DESIGN AND TECH LINE HIGH SPEC, LOW P11D

Specifically developed for businesses and company car drivers alike, our Design and Tech Line models are seriously fit for Fleet.

Design models (Insignia, Astra, New Corsa and Corsa) all feature very low P11D values, generous standard specification with a choice of high tech ecoFLEX engines for great fuel economy and low emissions including the new 'whisper diesel' 1.6CDTi (from 82g/km* and 91.2mpg* combined).

For even more standard specification, step up to our Tech Line range (Insignia, Astra, Mokka, Zafira Tourer and Meriva) again you are guaranteed low P11D values, plus great standard kit including Sat Nav (in lieu of parking sensors and Winter Pack on Meriva), Bluetooth®, USB connection, aux-in socket and digital radio (excluding Meriva).

With Design and Tech Line you can take for granted low Whole Life Costs and low company car driver taxation.

* = Provisional data.

COMPANY CAR DRIVER FREE* 3 DAY TEST DRIVE

Our free* 3 Day Test Drive programme is open to all Company Car Drivers which allows you to choose any model in the current Vauxhall line-up (excluding Ampera, all VXR models and Commercial Vehicles), with full insurance cover provided, to give you a meaningful length of time to make an informed decision about your next company car.

Click below to book your free* test drive

www.vauxhall3dtd.co.uk

or call 0870 240 4848**



BENEFIT IN KIND COMPANY CAR TAXATION†

The car benefit charge will be the car's list price (including VAT, options and accessories fitted, delivery to retailer and number plates, but excluding Vehicle Excise Duty and new vehicle first registration fee) multiplied by the percentage charge for the CO₂ emissions band in which the car falls (see table opposite). Multiply this figure by your personal income tax rate (20% for Basic Rate, 40% for Higher Rate) to calculate your annual benefit in kind tax liability.

Example:

New Astra Tech Line 1.6CDTi 110PS Start/Stop ecoFLEX 5-door hatchback
(CO₂ emissions 82g/km*)

On-the-road RRP	£18195.00
Deduct: Vehicle Excise Duty	(£0.00)
New vehicle first registration fee	(£55.00)
Effective list price	£18140.00
Add: Optional two-coat metallic paint	£545.00

List price for tax purposes (P11D value)
£18685.00

Car benefit charge	
2015-16 tax year (16%)	£2989.60
Benefit in kind tax liability (2015-16 tax year)	
Basic Rate (20%) tax payer	£597.92
Higher Rate (40%) tax payer	£1195.84

* = Provisional data.

† = Please note this Price Guide provides taxation information as a guide only. Vauxhall does not provide taxation guidance. Drivers should always take professional advice on their own tax position.

*The free 3 Day Test Drive programme is open to Company Car Drivers and excludes fuel and lubricants; congestion charges; parking and speeding fines and the £250 insurance excess (if applicable). It features a wide selection of models from the Vauxhall range (excluding Ampera, all VXR models and Commercial Vehicles and subject to availability). Drivers must be aged 25 years or over, have held a full driving licence for at least a year and hold a major credit card. You will need to have your driving licence (and proof of identity (i.e. passport) where the driving licence is not a photocard licence) when your car is delivered. While every effort will be made to ensure that at least 3 days are provided for the test drive, this cannot always be guaranteed due to delivery and collection dates and timings. Available for UK Mainland only. Terms and conditions apply. **Telephone lines open Monday-Friday 9.00am to 5.00pm excluding Bank Holidays. Calls may be recorded or monitored for quality and/or training purposes.

CO ₂ emissions in grams per kilometre	Percentage of car's price to be taxed	
	Petrol 2015-16 tax year	Diesel 2015-16 tax year
up to 50	5	8
51-75	9	12
76-94	13	16
95-99	14	17
100-104	15	18
105-109	16	19
110-114	17	20
115-119	18	21
120-124	19	22
125-129	20	23
130-134	21	24
135-139	22	25
140-144	23	26
145-149	24	27
150-154	25	28
155-159	26	29
160-164	27	30
165-169	28	31
170-174	29	32
175-179	30	33
180-184	31	34
185-189	32	35
190-194	33	36
195-199	34	37
200-204	35	37
205-209	36	37
210 and above	37	37

To calculate your own personal liability a car tax calculator is available at:
<https://www.vauxhallfleet.co.uk/toolbox>

FLEET TOOLBOX

Discover the facts in our online Toolbox for both Company Car Drivers and Fleet Decision Makers. The Fleet Toolbox has a host of useful calculators, comparators, interactive listings and information. Visit the Fleet Toolbox by going to www.vauxhall-toolbox.co.uk



ROADTRIP APP

The Vauxhall RoadTrip App is a free app that calculates and logs your mileage expenses for any UK business trips and generates reports to help you complete your mileage claims. Available for both iPhone and Android, visit www.vauxhall-toolbox.co.uk or visit the iPhone or Android stores and search for Vauxhall RoadTrip to download it to your smartphone or tablet.



CONTACT VAUXHALL FLEET

Please contact one of our dedicated sales teams who will be happy to help with your particular enquiry.

Company Car Drivers

Call: 0345 111 2020

Email: company-car@vauxhallinfo.co.uk

Telephone lines are open

– Monday to Friday 8.00am-9.00pm

– Saturday and Sunday 9.00am-6.00pm

Fleet Decision Makers

Depending on the size of your fleet of vehicles, we have a dedicated team to handle your enquiries.

The lines are open Monday to Friday excluding Bank Holidays.

1-24 vehicles

Call: 0845 076 2254 (8.30am-5.00pm)

Email: b2bsales@vauxhall.co.uk

25+ vehicles

Call: 0870 010 0651 (8.30am-5.00pm)

Email: vauxhallfleet@vauxhall.co.uk

Special Vehicles (Police, Fire and Ambulance)

Call: 01525 408 320 (8.30am-5.00pm)

Email: vauxhallspecialvehicles@vauxhall.co.uk

NEW ASTRA RANGE HIGHLIGHTS

DESIGN

£15,295-£19,500

Standard features include:

Exterior

- 16-inch alloy wheels*
- Rear spoiler
- Chrome-effect upper window trim

Interior

- Comfort front seats
- Steering column adjustable for reach and rake
- Steering wheel mounted audio controls

Infotainment

- R4.0 IntelliLink system
 - IntelliLink smartphone projection
 - 7-inch colour touch-screen
 - AM/FM/DAB digital radio
 - Bluetooth® audio streaming
 - Bluetooth® mobile phone portal
 - USB and aux-in audio connection

Convenience

- Air conditioning
- Cruise control with speed limiter
- Automatic lighting control
- Multi-function trip computer
- Electrically operated front and rear windows
- Electrically adjustable/heated door mirrors
- Remote control central locking

Safety

- Electronic Stability Programme (ESP) and Anti-lock Braking System (ABS)
- Hill start assist
- Driver's and front passenger's airbags
- Front seat side-impact airbags
- Full-size curtain airbags
- Tyre pressure monitoring system
- ISOFIX child seat restraint system for outer rear seats
- Seatbelt pretensioners for front and outer rear seats
- Height-adjustable front and rear seat head restraints
- Electronic engine deadlock immobiliser
- Door-to-door illumination
- LED daytime running lights

* = Please note: Standard 16-inch alloy wheels for Design and Tech Line models will not be available until January 2016. Therefore until then both models will be supplied with 16-inch structure wheels.

TECH LINE*

£15,995-£20,200

Features over Design:

Interior

- Leather-covered steering wheel

Infotainment

- Navi 900 IntelliLink system
 - Fully integrated European sat nav system
 - 8-inch colour touch-screen

* = Please note: Standard 16-inch alloy wheels for Design and Tech Line models will not be available until January 2016. Therefore until then both models will be supplied with 16-inch structure wheels.

ENERGY

£17,295-£18,995

Features over Design:

Exterior

- 17-inch 10-spoke alloy wheels

Interior

- Heated three-spoke leather-covered steering wheel
- Heated front seats

SRi

£17,895-£22,800

Features over Design:

Exterior

- 17-inch 5 twin-spoke alloy wheels
- Front fog lights

Interior

- Leather-covered steering wheel
- Sports-style front seats
- Adjustable front armrest
- Storage pockets on front seat backs
- Six premium speakers

Convenience

- Rain-sensitive windscreen wipers
- Automatic lighting with tunnel detection
- Automatic anti-dazzle rear-view mirror
- Sport switch (not available on 1.4i 100PS models)

Safety

- OnStar your personal connectivity and service assistant
- Driving Assistance Pack One featuring intelligent forward camera system:
 - Lane departure warning with lane assist
 - Traffic sign recognition
 - Following distance indicator
 - Forward collision alert with autonomous emergency braking
- Remote control alarm system (optional at extra cost on 1.4i 100PS models)

SRi Nav models additionally feature

- Navi 900 IntelliLink system
 - Fully integrated European sat nav system
 - 8-inch colour touch-screen

Elite

£19,315-£23,520

Features over Design:

Exterior

- 17-inch multi-spoke alloy wheels
- Front fog lights

Interior

- Heated leather-covered steering wheel
- Leather seat trim
- Ergonomic sports front seats, featuring:
 - Extendable seat cushions and seat tilt adjustment
 - Four-way electrical lumbar adjustment
- Heated front and rear seats
- Adjustable front armrest
- Storage pockets on front seat backs
- Six premium speakers
- Front sill plates
- Two rear USB charging points

Convenience

- Electronic dual zone climate control
- Rain-sensitive windscreen wipers
- Automatic lighting control with tunnel detection
- Automatic anti-dazzle rear-view mirror
- Electrically folding door mirrors
- Electric parking brake

Safety

- OnStar your personal connectivity and service assistant
- Remote control alarm system

Elite Nav models additionally feature

- Navi 900 IntelliLink system
 - Fully integrated European sat nav system
 - 8-inch colour touch-screen

NEW ASTRA PRICES

Model 5-door hatchback	Price (£)	VAT (£)	Total (£)	On-the-road RRP (£)	CO ₂ (g/km)
DESIGN					
1.4i 100PS*	12116.67	2423.33	14540.00	15295.00	124**
1.0i 105PS Turbo S/S ecoFLEX	12700.00	2540.00	15240.00	15995.00	99
1.0i 105PS Turbo S/S ecoFLEX Easytronic	13033.33	2606.67	15640.00	16395.00	96
1.4i 125PS Turbo	12741.67	2548.33	15290.00	16045.00	124
1.4i 150PS Turbo S/S auto†	14116.67	2823.33	16940.00	17695.00	125**
<i>Diesel</i>					
1.6CDTi 110PS	13533.33	2706.67	16240.00	16995.00	95
1.6CDTi 110PS S/S ecoFLEX†	13950.00	2790.00	16740.00	17495.00	82**
1.6CDTi 136PS S/S	14520.83	2904.17	17425.00	18180.00	99
1.6CDTi 136PS auto	15620.83	3124.17	18745.00	19500.00	119
TECH LINE					
1.4i 100PS*	12700.00	2540.00	15240.00	15995.00	124**
1.0i 105PS Turbo S/S ecoFLEX	13283.33	2656.67	15940.00	16695.00	99
1.4i 125PS Turbo	13325.00	2665.00	15990.00	16745.00	124
1.4i 150PS Turbo S/S auto†	14700.00	2940.00	17640.00	18395.00	125**
<i>Diesel</i>					
1.6CDTi 110PS	14116.67	2823.33	16940.00	17695.00	95
1.6CDTi 110PS S/S ecoFLEX†	14533.33	2906.67	17440.00	18195.00	82**
1.6CDTi 136PS S/S	15104.17	3020.83	18125.00	18880.00	99
1.6CDTi 136PS auto	16204.17	3240.83	19445.00	20200.00	119
ENERGY					
1.4i 100PS*	13783.33	2756.67	16540.00	17295.00	127**
1.0i 105PS Turbo S/S ecoFLEX	14366.67	2873.33	17240.00	17995.00	102
1.4i 125PS Turbo	14408.33	2881.67	17290.00	18045.00	128
<i>Diesel</i>					
1.6CDTi 110PS	15200.00	3040.00	18240.00	18995.00	97
SRI					
1.4i 100PS*	14283.33	2856.67	17140.00	17895.00	127**
1.0i 105PS Turbo S/S ecoFLEX	14866.67	2973.33	17840.00	18595.00	102
1.4i 150PS Turbo	15116.67	3023.33	18140.00	18895.00	128
1.4i 150PS Turbo S/S auto†	16283.33	3256.67	19540.00	20295.00	128**
1.6i 200PS Turbo S/S†	16279.17	3255.83	19535.00	20435.00	146**
<i>Diesel</i>					
1.6CDTi 110PS	15700.00	3140.00	18840.00	19595.00	97
1.6CDTi 110PS S/S ecoFLEX†	16116.67	3223.33	19340.00	20095.00	85**
1.6CDTi 136PS S/S	16687.50	3337.50	20025.00	20780.00	103
1.6CDTi 136PS auto	17787.50	3557.50	21345.00	22100.00	122
1.6CDTi 160PS BiTurbo†	17200.00	3440.00	20640.00	21395.00	108**
Model 5-door hatchback					
SRI NAV					
1.4i 100PS*	14866.67	2973.33	17840.00	18595.00	127**
1.0i 105PS Turbo S/S ecoFLEX	15450.00	3090.00	18540.00	19295.00	102
1.4i 150PS Turbo	15700.00	3140.00	18840.00	19595.00	128
1.4i 150PS Turbo S/S auto†	16866.67	3373.33	20240.00	20995.00	128**
1.6i 200PS Turbo S/S†	16862.50	3372.50	20235.00	21135.00	146**
<i>Diesel</i>					
1.6CDTi 110PS	16283.33	3256.67	19540.00	20295.00	97
1.6CDTi 110PS S/S ecoFLEX†	16700.00	3340.00	20040.00	20795.00	85**
1.6CDTi 136PS S/S	17270.83	3454.17	20725.00	21480.00	103
1.6CDTi 136PS auto	18370.83	3674.17	22045.00	22800.00	122
1.6CDTi 160PS BiTurbo†	17783.33	3556.67	21340.00	22095.00	108**
ELITE					
1.0i 105PS Turbo S/S ecoFLEX	15466.67	3093.33	18560.00	19315.00	102
1.4i 150PS Turbo	15716.67	3143.33	18860.00	19615.00	128
1.4i 150PS Turbo S/S auto†	16883.33	3376.67	20260.00	21015.00	128**
1.6i 200PS Turbo S/S†	16879.17	3375.83	20255.00	21155.00	146**
<i>Diesel</i>					
1.6CDTi 110PS	16300.00	3260.00	19560.00	20315.00	97
1.6CDTi 110PS S/S ecoFLEX†	16716.67	3343.33	20060.00	20815.00	85**
1.6CDTi 136PS S/S	17287.50	3457.50	20745.00	21500.00	103
1.6CDTi 136PS auto	18387.50	3677.50	22065.00	22820.00	122
1.6CDTi 160PS BiTurbo†	17800.00	3560.00	21360.00	22115.00	108**
ELITE NAV					
1.0i 105PS Turbo S/S ecoFLEX	16050.00	3210.00	19260.00	20015.00	102
1.4i 150PS Turbo	16300.00	3260.00	19560.00	20315.00	128
1.4i 150PS Turbo S/S auto†	17466.67	3493.33	20960.00	21715.00	128**
1.6i 200PS Turbo S/S†	17462.50	3492.50	20955.00	21855.00	146**
<i>Diesel</i>					
1.6CDTi 110PS	16883.33	3376.67	20260.00	21015.00	97
1.6CDTi 110PS S/S ecoFLEX†	17300.00	3460.00	20760.00	21515.00	85**
1.6CDTi 136PS S/S	17870.83	3574.17	21445.00	22200.00	103
1.6CDTi 136PS auto	18970.83	3794.17	22765.00	23520.00	122
1.6CDTi 160PS BiTurbo†	18383.33	3676.67	22060.00	22815.00	108**

Please note: On-the-road recommended retail prices (RRP) include number plates and delivery to retailer of £700.00 (inc. £116.67 VAT), 12 months' Vehicle Excise Duty and new vehicle first registration fee of £55.00. Excludes fuel and insurance.
S/S = Start/Stop. * = Estimated availability from December 2015 ** = Provisional data. † = Estimated availability from January 2016.

NEW ASTRA FEATURES/OPTIONS

SAFETY

Driver/passenger airbags

- Driver's airbag • Front passenger's airbag • Two front seat side-impact airbags
- Full-size curtain airbags for driver and front and outer rear seat passengers

Seating

- Height-adjustable front seat head restraints • Three height adjustable rear seat head restraints
- Anti-submarining ramps in all seats – Prevents occupants sliding underneath the lap belt during a collision

Seatbelts

- Height adjustable front inertia-reel lap and diagonal seatbelts • Three inertia-reel lap and diagonal rear seatbelts • Front and outer rear seatbelt pretensioner system – Pretensioners tighten the seatbelt in the event of an accident limiting forward movement • Front and outer rear seatbelt force limiters – Reduces potential upper body injuries during a frontal impact • Front and rear 'seatbelt unfastened' audible warning and warning light

Child safety

- Deactivation switch for front passenger seat front airbag – Permits the safe use of a child seat in the front passenger seat • ISOFIX child seat mountings incorporating top tether anchor points located on outer rear seats (does not include child seat) – Allows ISOFIX child safety seats to be securely fixed into the car. The ISOFIX mounting system reduces forward movement in an accident and makes the child seat easier to install • Child-proof locks on rear doors

Driver/passenger safety

- Energy-absorbing steering column • Pedal release system – Reduces potential injury to the driver's legs and feet during a severe frontal impact • Laminated windscreen • Side-impact protection beams • Reinforced passenger safety cell • Deformation zones front and rear
- Burst-proof door locks and anti-jam door design

Pedestrian safety

- Bonnet/headlight/wiper structure – Designed to reduce pedestrian head and upper body injuries
- Upper and lower bumper design – Reduces upper and lower leg injuries

Stability

- Electronic Stability Programme (ESP) – Works in conjunction with the vehicle's electronic braking and engine systems to keep the car stable in many different situations. ESP monitors many different inputs to determine when the car starts to lose traction, it can then immediately respond by varying the brake pressure between up to three wheels and adjust the engine output to help correct the loss of traction and improve stability. ESP functions include: • Cornering brake control • Straight line stability control • Rollover mitigation • Drag torque control – Maintain stability on slippery roads when lifting off the accelerator or changing gear

Braking

- Anti-lock Braking System (ABS) – Prevents the vehicle's wheels from locking up under heavy braking by momentarily reducing brake pressure at the appropriate wheel, ensuring that you can maintain control of the steering • Additional braking features – The same electronic systems used in the ABS and ESP also deliver exceptional braking performance. • Emergency brake assist – When emergency braking is detected the vehicle automatically applies the maximum possible braking assistance • Fading brake support – Compensates for the effects of brake fade • Electronic brakeforce distribution – Automatically apportions the optimum braking force to each wheel
- Adaptive brake lights – Automatically warns other road users of heavy braking • Hill start assist – Briefly maintains rear brake pressure to stop the vehicle rolling back on an incline • Hazard warning lights

Tyre pressure

- Tyre pressure monitoring system

SECURITY

Standard security features

- 'Key left in ignition' audible warning • Electronically protected audio equipment • Engine deadlock immobiliser
- Visible Vehicle Identification Number (VIN) • Locking wheel bolts for alloy wheels • Freewheeling door locks

Remote control central locking

- Operates on doors, tailgate and fuel filler flap • Deadlocking • Central locking activation switch on facia
- One folding key/one static key each with integral remote control function

Remote control ultrasonic security alarm system

- Remote control (operates in conjunction with central locking) • Ultrasonic interior sensors • Tilt sensor
- Thatcham approved

● = Standard equipment. ○ = Optional at extra cost.

1 = Optional on 1.4i 100PS models, standard on all other SRi models.

	Design	Tech Line	Energy	SRi	Elite	Price (£) exc. VAT	Total (£) inc. VAT
Standard security features	●	●	●	●	●		
Remote control central locking	●	●	●	●	●		
Remote control ultrasonic security alarm system	○	○	○	● ¹	●	208.33	250.00

NEW ASTRA FEATURES/OPTIONS

	Design	Tech Line	Energy	SRi	Elite	Price (£) exc. VAT	Total (£) inc. VAT
DRIVER ASSISTANCE							
Steering • Speed sensitive electrically assisted power steering	●	●	●	●	●		
Electronic parking brake • Centre console switch in lieu of handbrake lever • Premium centre console featuring adjustable armrest				○	●	187.50	225.00
Driving Assistance Pack One <i>A wide range of class-leading driver assistance and safety features are controlled by the forward camera system</i> Forward collision alert with low speed collision mitigation braking: <i>Warns when approaching another vehicle too quickly. If no avoiding action is taken by the driver, the system automatically slows the vehicle with emergency braking.</i> • Visual warnings – projected onto windscreen and shown in the instrument cluster • Audible warning • Active from 5–37 mph with a range of up to 80 metres Traffic sign recognition: <i>Detects and then displays speed limits, reducing uncertainty and the risk of speeding.</i> • Recognises different road signs, including temporary speed restrictions • Displays reminder in the driver information centre Following distance indicator: <i>Indicates how many seconds you are behind the vehicle in front – helping you maintain a safe distance.</i> • Timings are shown in the driver information centre Lane departure warning with lane assist: <i>If the driver has not actively steered or signalled, the lane departure warning system warns when the car moves outside of lane markings at speeds above 35mph. The lane keep assist function additionally provides gentle steering correction to help drivers keep in their lane if no active inputs are made.</i> • Warning light in instrument cluster • Audible warning • Steering wheel 'nudge' warning • Facia on/off switch • Both systems switch to standby when in road works or when road markings are confused Cruise control with speed limiter: <i>Also part of the Driver Assistance Pack One is the cruise control feature which enables you to maintain a constant speed – making it ideal for economical motorway driving. The speed limiter function can be set to ensure that you do not exceed the speed limit and can be easily overridden if required.</i> • Steering wheel mounted controls Please note: Design, Tech Line and Energy models are upgraded to include • Twin front reading lights with illuminated switches • Twin rear reading lights with illuminated switches • Ambient red LED facia/centre console downlighter • Driver's and front passenger's illuminated vanity mirrors with flip-up covers • Automatic lighting control with tunnel detection • Automatically dimming anti-dazzle rear-view mirror • Rain-sensitive windscreen wipers							
	○	○	○	●	○	662.50 470.83	795.00 565.00
Front and rear parking distance sensors (not available with Parking Pack) • Front and rear parking distance sensors • Audible warning • Distance warning graphic shown in driver information display	○	○	○	○	○	375.00	450.00
Sports switch (not available on 1.4i 100PS models) • Facia mounted sports switch				●			

● = Standard equipment. ○ = Optional at extra cost.

NEW ASTRA FEATURES/OPTIONS

DRIVER ASSISTANCE

Parking Pack (includes front and rear parking distance sensors)

Intelligent ultrasonic sensors form part of the solution for today's crowded roads and car parks – delivering exceptional assistance both when parking and protecting you on the open road.

Advanced park assist:

Advanced park assist not only detects suitable parking spaces but also expertly steers into them for you.

All you have to do is to drive forward or reverse. The system works with both parallel and bay parking.

- Ultrasonic side sensors with four-metre range • Ultrasonic front and rear parking sensors with a two-metre range
- Fully automated steering • Detailed forward/reverse instructions are shown in the instrument cluster

Side blind spot alert:

Side blind spot alert helps prevent potential collisions with other vehicles 'hidden' in the vehicle's side blind spots. If a vehicle enters one of the blind spots a warning light illuminates in the relevant door mirror.

- Ultrasonic side sensors with four-metre range • LED warning light in door mirrors
- Audible warning is sounded if the indicators are used and the system has detected another vehicle
- Automatic folding door mirrors fitted as standard

Rear view camera:

The rear view camera gives a clear view of the area behind your car and helps place the car perfectly, without needing to strain your neck.

- Activated when reverse gear selected • Camera view appears in infotainment screen
- Rear bumper and one-metre grid lines shown as reference points

Design	Tech Line	Energy	SRi	Elite	Price (£) exc. VAT	Total (£) inc. VAT
			○	○	495.83	595.00

DRIVER INFORMATION

Instrumentation

- Speedometer • Rev counter • Digital fuel gauge with low fuel level warning light • Digital water temperature gauge with warning light • Shift-up/down indication light – Indicates when to change gear for optimum fuel economy

Driver information display (centrally located in instrument cluster)

- Monochrome display (upgraded to colour when Navi 900 specified) • Displays trip computer data • Total mileage
- Service-due indicator • Oil life • Tyre pressure monitoring system

Multi-function trip computer (displayed on driver information display)

- Trip mileage • Vehicle range based on remaining fuel • Average speed • Average fuel economy
- Instantaneous fuel economy • Driving time

Central fascia display (format dependent on infotainment unit)

- Audio information • Digital clock with automatic RDS time adjustment • Outside air temperature with ice warning function • Additional features dependent on infotainment unit (see infotainment for details)

●	●	●	●	●
●	●	●	●	●
●	●	●	●	●
●	●	●	●	●

● = Standard equipment. ○ = Optional at extra cost.

NEW ASTRA FEATURES/OPTIONS

INTERIOR STYLING	Design	Tech Line	Energy	SRi	Elite	Price (£) exc. VAT	Total (£) inc. VAT
Design interior décor <i>Steering wheel:</i> • Three-spoke design • Satin chrome-effect bezel <i>Facia and door trim:</i> • Black facia with Antello Sand trim inserts • Black door panels with black Atlantis cloth inserts • Antello Sand trim inserts on front doors • Chrome-effect interior door handles <i>Seat trim:</i> • Talino fabric seat trim inserts • Plain black fabric side bolsters and surrounds	●						
Tech Line/Energy interior décor <i>Steering wheel:</i> • Three-spoke design • Leather-covered with accent stitching • Satin chrome-effect bezel <i>Facia and door trim:</i> • Black facia with Antello Sand trim inserts • Black door panels with black Atlantis cloth inserts • Antello Sand trim inserts on front doors • Chrome-effect interior door handles <i>Seat trim:</i> • Talino fabric seat trim inserts • Plain black fabric side bolsters and surrounds		●	●				
SRi interior décor <i>Steering wheel:</i> • Three-spoke design • Leather-covered with accent stitching • Satin chrome-effect bezel <i>Facia and door trim:</i> • Black facia with Piano black trim inserts • Silver air vent surrounds • Black door panels with black Atlantis cloth inserts • Piano black trim inserts on front doors • Chrome-effect interior door handles <i>Seat trim:</i> • Formula fabric seat trim inserts • Plain black fabric side bolsters and surrounds <i>Headlining:</i> • Black roof lining				●			
Elite interior décor with Siena perforated leather seat trim <i>Steering wheel:</i> • Three-spoke design • Leather-covered with accent stitching • Satin chrome-effect bezel <i>Facia and door trim:</i> • Black facia with Piano black trim inserts • Silver air vent surrounds • Black door panels with black Leather-effect inserts • Piano black trim inserts on front doors • Chrome-effect interior door handles <i>Seat trim:</i> • Black Siena leather seat trim inserts • Black leather-effect side bolsters and surrounds					●		
Elite interior décor with Athena cloth seat trim <i>Steering wheel:</i> • Three-spoke design • Leather-covered with accent stitching • Satin chrome-effect bezel <i>Facia and door trim:</i> • Black facia with Coronado brown trim inserts • Silver air vent surrounds • Black door panels with light neutral cloth inserts • Coronado brown trim inserts on front doors • Chrome-effect interior door handles <i>Seat trim:</i> • Athena cloth seat trim inserts • Leather-effect side bolsters					N/C	No-cost option	
• Alloy-effect front door sill covers					●		

● = Standard equipment. ○ = Optional at extra cost. N/C = No-cost option.

NEW ASTRA FEATURES/OPTIONS

AUDIO, COMMUNICATION AND NAVIGATION

R4.0 IntelliLink touch-screen infotainment system

– for use with MP3 players, USB memory sticks, mobile phones and smartphone apps

Onboard features:

- 7-inch colour touch-screen • DAB digital radio/AM/FM stereo radio with 36 station presets
- RDS with Traffic Programme

Media connections:

- USB connection with iPod control • Aux-in socket
- Bluetooth® A2DP audio streaming (Advanced Audio Distribution Profile)

Mobile phone portal:

- Bluetooth® connectivity • Handsfree calls via steering wheel controls • Vehicle microphone
- Phone book access – Contacts/last calls/missed calls etc. are mirrored on IntelliLink's display and are easily navigated using the touch-screen (features dependent on mobile phone)

Smartphone interface:

- Apple Car Play • Android Auto

Photo gallery/video playback (only available when vehicle is stationary):

- Photo gallery with slide show feature • Video playback with soundtrack played through car speakers

Navi 900 IntelliLink touch-screen navigation and infotainment system

– for use with MP3 players, USB memory sticks, mobile phones and smartphone apps

Onboard features:

- 8-inch colour touch-screen • DAB digital radio/AM/FM stereo radio with 36 station presets • RDS with Traffic Programme
- 60 configurable favourites including contacts, addresses, playlists, radio stations and voice recognition

Navigation features:

- Satellite navigation system • 3D street level mapping • European coverage

Media connections:

- USB connection with iPod control • Aux-in socket
- Bluetooth® A2DP audio streaming (Advanced Audio Distribution Profile)

Mobile phone portal:

- Bluetooth® connectivity • Handsfree calls via steering wheel controls • Vehicle microphone
- Phone book access – Contacts/last calls/missed calls etc. are mirrored on IntelliLink's display and are easily navigated using the touch-screen (features dependent on mobile phone)

Smartphone interface:

- Apple Car Play • Android Auto (expected availability Spring 2016)

Photo gallery/video playback (only available when vehicle is stationary):

- Photo gallery with slide show feature • Video playback with soundtrack played through car speakers

CD drive	○	○	○	○	○	104.17	125.00
Four speakers	●		●				
Six premium speakers		●		●	●		
Steering wheel mounted audio controls	●	●	●	●	●		
Twin USB power sockets for rear seat passengers					●		

● = Standard equipment. ○ = Optional at extra cost. ▲ = Standard on Nav models, see pricing page for details.

NEW ASTRA FEATURES/OPTIONS

						Price (£) exc. VAT	Total (£) inc. VAT
AUDIO, COMMUNICATION AND NAVIGATION							
Vauxhall OnStar <i>Once only the preserve of premium brands, our people friendly personal connectivity and service assistant is now available across the Vauxhall car range.</i> <i>Vauxhall OnStar is a new, one-of-a-kind system that gives you in-car access to a host of innovations at the touch of a button. 24/7, 365 days a year you are connected to a qualified advisor – not to a machine.</i> <i>In the event of a crash, OnStar even automatically calls for help. Vauxhall OnStar also transforms your Vauxhall into a Wi-Fi Hotspot and turns your smartphone into a remote control for your car*.</i> Find out more about the full range of OnStar services at www.vauxhall.co.uk/onstar.html Vauxhall OnStar – Your personal connectivity and service assistant.						329.17	395.00
* Some features may not be available in your region, for your carline, or trim level. Please check www.vauxhall.co.uk/onstar.html for a current overview of potential restrictions.							
HEATING AND VENTILATION							
Air conditioning • Air recirculation facility • Cabin particulate filter – <i>Removes dust, airborne particles and pollen</i> • Multi-speed fan • Illuminated controls • Rear floor heating ducts							
Electronic climate control including air conditioning • Dual zone control – <i>allowing different, temperature settings for driver and front passenger</i> • Advanced predictive logic control system using sun and humidity sensors • Partial air recirculation – <i>Faster warm up/cool down</i> • Cabin particulate filter – <i>Removes dust, airborne particles and pollen</i> • Automatic air direction and fan speed with manual override • LCD temperature display • Illuminated controls • Rear floor heating ducts						329.17	395.00
Additional features • Four adjustable facia vents • Windscreen demist vents • Side window demist vents • Heated rear screen with timed cut-off							
Winter Pack • Heated leather-covered steering wheel • Heated front seats						287.50	345.00
Elite Winter Pack • Heated leather-covered steering wheel • Heated front seats • Heated outer rear seats							

● = Standard equipment. ○ = Optional at extra cost.

NEW ASTRA FEATURES/OPTIONS

	Design	Tech Line	Energy	SRi	Elite	Price (£) exc. VAT	Total (£) inc. VAT
Reach and rake adjustable steering	●	●	●	●	●		
Adjustable front armrest		●		●	●		
Comfort front seats <i>Driver's seat (eight way adjustable):</i> • Height (up/down) • Reach (fore/aft) • Backrest recline (upright/incline) • Head restraint (up/down) <i>Front passenger's seat (six way adjustable):</i> • Reach (fore/aft) • Backrest (upright/recline) • Head restraint (up/down)	●	●	●				
Sports-style front seats <i>Driver's seat (eight way adjustable):</i> • Height (up/down) • Reach (fore/aft) • Backrest recline (upright/incline) • Head restraint (up/down) <i>Front passenger's seat (six way adjustable):</i> • Reach (fore/aft) • Backrest (upright/recline) • Head restraint (up/down)				●			
Driver's ergonomic sport seat pack (AGR-approved*) featuring Formula cloth <i>Driver's seat (16-way adjustable):</i> • Height (up/down) • Reach (fore/aft) • Tilt (fore/aft) • Backrest (upright/recline) • Seat cushion extension (fore/aft) • Lumbar adjustment (four-way electrical) • Head restraint (up/down) <i>Front passenger's seat (six way adjustable):</i> • Reach (fore/aft) • Backrest (upright/recline) • Head restraint (up/down)	○	○		○		208.33	250.00
Ergonomic sports-style front seats (AGR-approved*) featuring Siena Leather <i>Driver's and front passenger's seat (16-way adjustable):</i> • Height (up/down) • Reach (fore/aft) • Tilt (fore/aft) • Backrest (upright/recline) • Seat cushion extension (fore/aft) • Lumbar adjustment (four-way electrical) • Head restraint (up/down)					●		
• Heated front and rear seats					●		
Power driver's seat <i>Additional driver's seat features:</i> • Massage function via three air cushions • Active ventilation for seat back and cushion • Electrically operated adjustment with seat memory function • Pneumatically adjustable backrest side bolsters					○	412.50	495.00
Comfort front seats featuring two-tone Athena cloth/vinyl seat trim • Athena cloth front and rear seats (available in Light Neutral) • Heated and leather-covered steering wheel • Heated front and rear seats <i>Driver's seat (eight way adjustable):</i> • Height (up/down) • Reach (fore/aft) • Backrest (upright/recline) • Head restraint (up/down) <i>Front passenger's seat (six way adjustable):</i> • Reach (fore/aft) • Backrest (upright/recline) • Head restraint (up/down)					N/C		No-cost option
Rear seating • Three person layout • 60/40 split-folding rear seat back and seat base • Three height-adjustable and removable head restraints • ISOFIX child seat mountings incorporating top tether anchor points located on outer rear seats (does not include child seat) – Allows ISOFIX child safety seats to be securely fixed into the car. The ISOFIX mounting system reduces forward movement in an accident and makes the child seat easier to install • Child-proof locks on rear doors	●	●	●	●	●		

● = Standard equipment. ○ = Optional at extra cost. N/C = No-cost option. * AGR (The Campaign for Healthier Backs) is an independent centre of excellence for ergonomics, based in Germany.

NEW ASTRA FEATURES/OPTIONS

	Design	Tech Line	Energy	SRi	Elite	Price (£) exc. VAT	Total (£) inc. VAT
INTERIOR CONVENIENCE							
Keyless entry and start • Two transmitter fobs • Engine Start/Stop button • Electronic parking brake • Back-up key				○	○	329.17	395.00
Convenience features • Front 12-volt electrical accessory socket • Driver's and front passengers sunvisors • Front passenger vanity mirror • Dipping rear-view mirror	●	●	●	●	●		
Driver's and front passenger's illuminated vanity mirrors with flip-up cover				●	●		
Automatically dimming anti-dazzle rear-view mirror				●	●		
Adjustable front centre armrest				●	●		
PowerFlex bar	○	○	○	○	●	37.50	45.00
Smartphone holder (only available in conjunction with optional PowerFlex bar)	○	○	○	○	○	33.33	40.00
Air Wellness fragrance diffuser (only available in conjunction with optional PowerFlex bar)	○	○	○	○	○	33.33	40.00
Twin USB power sockets for rear seat passengers					●		

INTERIOR LIGHTING

Standard lighting • Central front courtesy light • Central rear courtesy light • Fade up/fade down	●	●	●	●	●
Premium lighting • Twin front reading lights with illuminated switches • Twin rear reading lights with illuminated switches • Ambient red LED fascia/centre console downlighter • Driver's and front passenger's illuminated vanity mirrors with flip-up covers				●	●
• Ambient red LED lighting in front doors					●

INTERIOR STORAGE

Interior storage • Storage box on driver's side lower fascia • Glovebox with lid • Front door pockets • Two drinks holders in centre console • Rear door pockets	●	●	●	●	●
• Storage pockets on front seat backs				●	●
Luggage area • Luggage compartment cover • Illuminated load area • Fully carpeted load area • Interior tailgate handle • Four load restraint lashing eyes • Twin gas-assisted tailgate struts	●	●	●	●	●

● = Standard equipment. ○ = Optional at extra cost.

NEW ASTRA FEATURES/OPTIONS

	Design	Tech Line	Energy	SRi	Elite	Price (£) exc. VAT	Total (£) inc. VAT
EXTERIOR LIGHTING							
Standard							
<ul style="list-style-type: none"> • LED daytime running lights • Automatic lighting control • Halogen projector headlights • LED side repeat indicators • Lights-on audible warning • Manual headlight beam levelling • High-level LED centre rear brake light • Rear fog light • Reversing light • Hazard warning lights • Door to door illumination 	●	●	●	●	●		
• Tunnel detection for automatic lighting control				●	●		
IntelliLux LED Matrix headlights							
<ul style="list-style-type: none"> • Dipped beam: halogen projector headlights • Main beam and dynamic lighting: 16 electronically controlled LED lights (eight per headlight) • Front camera system • Intelligent main beam control • Automatic headlight levelling • Premium LED rear tail lights <p><i>IntelliLux LED Matrix headlights work with the forward camera system to provide outstanding lighting performance and enhanced safety. Each headlight features a matrix of eight individual LED lights. These lights replace the main beam function and supplement the dipped beam function. Each LED illuminates a separate part of the road ahead meaning that by automatically switching lights on and off, illumination is varied to suit traffic and road conditions.</i></p> <p><i>The IntelliLux system calculates which LED lights are activated and deactivated using additional data such as ambient light conditions, vehicle speed, steering angle and when the indicators are used. For example, when the front camera system detects an oncoming vehicle, the individual LED lights that would dazzle the oncoming driver are automatically switched off and then switched back on once the vehicle has passed. All other areas remain fully illuminated. Studies shown that the enhanced roadside illumination of IntelliLux LED Matrix headlights gives the driver an extra 1.5 seconds of reaction time at 50mph.</i></p> <p><i>Every type of driving environment has been considered:</i></p> <p>Urban light: With street lighting and speeds up to 34mph, the system automatically enhances the dipped beam function.</p> <p>Highway light: The system recognises when the car is on a dual carriageway or motorway. At higher speeds the light distribution on the right is reduced to minimise glare from the crash barriers.</p> <p>Country light: As speeds increase, so does the lighting's performance.</p> <p>Static Cornering light: At lower speeds corners and bends are illuminated to match steering inputs.</p> <p>Parking light: When reversing, additional side-facing lights are activated in the headlights.</p> <p>Energy saving mode: On Start/Stop models, the IntelliLux LED Matrix system goes into energy saving mode when the engine is automatically stopped.</p>				○	○	829.17 1300.00	995.00 1560.00
Front fog lights				●	●		
LED rear tail lights (standard with IntelliLux LED Matrix headlights)				○	○	162.50	195.00




● = Standard equipment. ○ = Optional at extra cost.

NEW ASTRA FEATURES/OPTIONS

	Design	Tech Line	Energy	SRi	Elite	Price (£) exc. VAT	Total (£) inc. VAT
EXTERIOR CONVENIENCE							
Windscreen wipers	●	●	●	●	●		
• Two-speed windscreen wipers with variable intermittent wipe • Intermittent rear window wash/wipe				●	●		
• Rain-sensitive windscreen wipers							
Door mirrors	●	●	●	●	●		
• Twin electrically adjustable/heated door mirrors • Manually folding door mirrors				●	●		
• Electrically folding door mirrors							
Windows	●	●	●	●	●		
• Electrically operated front and rear windows with safety autoreverse and one-touch facility • Heated rear window							
Towing Pack	○	○	○	○	○	437.50	525.00
• Detachable tow bar • Trailer stability programme integrated into ESP system							
EXTERIOR STYLING							
Body styling	●	●	●	●	●		
• Chrome-effect front grille bar • Chrome-effect headlight detail • Body-colour door handles • Body-colour door mirrors							
• Chrome-effect upper window trim • Body-colour rear roof spoiler							
• Matt black B-pillars • Gloss black C-pillars	●	●	●				
• Gloss black B-pillars • Gloss black C-pillars				●	●		
Windows	●	●	●	●	●		
• Solar heat-absorbing windscreen • Tinted windows				○	○	229.17	275.00
• Dark-tinted rear windows							
Paint finishes	●	●	●	●	●		
• Solid paint							
• Brilliant paint	○	○	○	○	○	229.17	275.00
• Two-coat metallic or pearlescent paint	○	○	○	○	○	454.17	545.00

● = Standard equipment. ○ = Optional at extra cost.

NEW ASTRA FEATURES/OPTIONS



WHEELS AND TYRES							
						Price (£) exc. VAT	Total (£) inc. VAT
Steel space-saver spare wheel (in lieu of emergency tyre inflation kit)						79.17	95.00
16-inch alloy wheels: • 205/55 R 16 tyres • Emergency tyre inflation kit (in lieu of spare wheel)							
 16-inch structure wheels: • 205/55 R 16 tyres • Emergency tyre inflation kit (in lieu of spare wheel)						No-cost option	
 17-inch 10-spoke alloy wheels: • 225/45 R 17 tyres • Emergency tyre inflation kit (in lieu of spare wheel)						329.17	395.00
 17-inch five twin-spoke alloy wheels: • 225/45 R 17 tyres • Emergency tyre inflation kit (in lieu of spare wheel)							

● = Standard equipment. ○ = Optional at extra cost. N/C = No-cost option.

2 = Please note: Standard 16-inch alloy wheels for Design and Tech Line models will not be available until January 2016. Therefore until then both models will be supplied with 16-inch structure wheels.

NEW ASTRA FEATURES/OPTIONS

WHEELS AND TYRES

	Design	Tech Line	Energy	SRi	Elite	Price (£) exc. VAT	Total (£) inc. VAT
 <p>17-inch multi-spoke alloy wheels:</p> <ul style="list-style-type: none"> • 225/45 R 17 tyres • Emergency tyre inflation kit (in lieu of spare wheel) 					●		
 <p>18-inch bi-colour alloy wheels:</p> <ul style="list-style-type: none"> • 225/40 R 18 tyres • Emergency tyre inflation kit (in lieu of spare wheel) • Not available on 1.0i 105PS models. 				○	○	329.17	395.00

● = Standard equipment. ○ = Optional at extra cost.

NEW ASTRA SPECIFICATIONS

PETROL ENGINES

	1.0i 105PS Direct Injection Turbo with Start/Stop	1.4i 100PS ECOTEC	1.4i 125PS Turbo
Capacity	998cc	1399cc	1399cc
Maximum power	105PS (77kW) @ 5500rpm	100PS (75kW) @ 6200rpm	125PS (92kW) @ 5600rpm
Maximum torque	170Nm (125 lb.ft.) @ 1800-4250rpm	130Nm (95 lb.ft.) @ 4800rpm	245Nm (180 lb.ft.) @ 2000-3500rpm
Configuration	3 cylinders, 4 valves per cylinder, double overhead camshafts	4 cylinders, 4 valves per cylinder, double overhead camshafts	4 cylinders, 4 valves per cylinder, double overhead camshafts
Fuel/induction system	Water-cooled turbocharger with intercooler. Variable Valve Timing (VVT). Central direct fuel injection	Naturally aspirated Variable Valve Timing (VVT). Multi-point sequential fuel injection	Water-cooled turbocharger with intercooler. Variable Valve Timing (VVT). Central direct fuel injection
Emission compliance	Euro 6	Euro 6	Euro 6
Service interval	20,000 miles or 1 year (whichever occurs sooner)	20,000 miles or 1 year (whichever occurs sooner)	20,000 miles or 1 year (whichever occurs sooner)

	1.4i 150PS Direct Injection Turbo with and without Start/Stop	1.6i 200PS Direct Injection Turbo with Start/Stop
Capacity	1399cc	1598cc
Maximum power	150PS (110kW) @ 5600rpm	200PS (147kW) @ 5500rpm
Maximum torque	245Nm (180 lb.ft.) @ 2000-3500rpm	280Nm* (206 lb.ft.) @ 1650-3500rpm
Configuration	4 cylinders, 4 valves per cylinder, double overhead camshafts	4 cylinders, 4 valves per cylinder, double overhead camshafts
Fuel/induction system	Water-cooled turbocharger with intercooler. Variable Valve Timing (VVT). Central direct fuel injection	Water-cooled turbocharger with intercooler. Variable Valve Timing (VVT). Central direct fuel injection
Emission compliance	Euro 6	Euro 6
Service interval	20,000 miles or 1 year (whichever occurs sooner)	20,000 miles or 1 year (whichever occurs sooner)

DIESEL ENGINES

	1.6CDTi 110PS Turbo diesel with and without Start/Stop	1.6CDTi 136PS Turbo diesel with and without Start/Stop	1.6CDTi 160PS BiTurbo with Start/Stop
Capacity	1598cc	1598cc	1598cc
Maximum power	110PS (81kW) @ 3500rpm	136PS (100kW) @ 3500-4000rpm	160PS (118kW) @ 4000rpm
Maximum torque	300Nm (221 lb.ft.) @ 1750-2000rpm	320Nm (236 lb.ft.) @ 2000rpm	350Nm (258 lb.ft.) @ 1500-2250rpm
Configuration	4 cylinders, 4 valves per cylinder, double overhead camshafts	4 cylinders, 4 valves per cylinder, double overhead camshafts	4 cylinders, 4 valves per cylinder, double overhead camshafts
Fuel/induction system	Variable geometry turbocharger with intercooler. Common rail fuel injection	Variable geometry turbocharger with intercooler. Common rail fuel injection	Two stage turbocharger with intercooler. Common rail fuel injection
Emission compliance	Euro 6 with Diesel Particulate Filter	Euro 6 with Diesel Particulate Filter	Euro 6 with Diesel Particulate Filter
Service interval	20,000 miles or 1 year (whichever occurs sooner)	20,000 miles or 1 year (whichever occurs sooner)	20,000 miles or 1 year (whichever occurs sooner)

* = 300Nm with overboost.

NEW ASTRA SPECIFICATIONS




HATCHBACK PERFORMANCE, FUEL ECONOMY AND EMISSIONS

	Wheel size (inches)	Performance (manufacturer's figures) Maximum speed (mph)	Acceleration 0-60mph (sec)	Urban driving	Fuel economy mpg (litres/100km)# Extra-urban driving	Combined figure	CO ₂ emissions g/km#	Vehicle Excise Duty* First year rate	Standard rate	Benefit in kind company car taxation rates – 2015/16 tax year
Manual										
1.4i 100PS	16	115**	11.6**	tbc	tbc	53.3 (5.3)**	124**	£0.00	£110.00	19%
	17/18	115**	11.6**	tbc	tbc	52.3 (5.4)**	127**	£0.00	£110.00	20%
1.0i 105PS Turbo S/S ecoFLEX	16	124	10.5	55.4 (5.1)	74.3 (3.8)	65.7 (4.3)	99	£0.00	£0.00	14%
	17	124	10.5	54.3 (5.2)	72.4 (3.9)	64.2 (4.4)	102	£0.00	£20.00	15%
1.4i 125PS Turbo	16	127	8.6	39.8 (7.1)	64.2 (4.4)	52.3 (5.4)	124	£0.00	£110.00	19%
	17	127	8.6	38.7 (7.3)	62.8 (4.5)	51.4 (5.5)	128	£0.00	£110.00	20%
1.4i 150PS Turbo	17/18	134	7.8	38.7 (7.3)	62.8 (4.5)	51.4 (5.5)	128	£0.00	£110.00	20%
1.6i 200PS Turbo S/S	17/18	146**	7.3**	tbc	tbc	45.6 (6.2)**	146**	£145.00	£145.00	24%
1.6CDTi 110PS	16	121	10.3	67.3 (4.2)	85.6 (3.3)	78.5 (3.6)	95	£0.00	£0.00	17%
	17/18	121	10.3	67.3 (4.2)	85.6 (3.3)	76.3 (3.7)	97	£0.00	£0.00	17%
1.6CDTi 110PS S/S ecoFLEX	16	115**	11.8**	tbc	tbc	91.2 (3.1)**	82**	£0.00	£0.00	16%
	17/18	115**	11.8**	tbc	tbc	88.0 (3.2)**	85**	£0.00	£0.00	16%
1.6CDTi 136PS S/S	16	127	9.0	64.2 (4.4)	83.1 (3.4)	76.3 (3.7)	99	£0.00	£0.00	17%
	17/18	127	9.0	62.8 (4.5)	80.7 (3.5)	72.4 (3.9)	103	£0.00	£20.00	18%
1.6CDTi 160PS BiTurbo S/S	17/18	137**	8.0**	tbc	tbc	69.3 (4.0)**	108**	£0.00	£20.00	19%
Easytronic										
1.0i 105PS Turbo S/S ecoFLEX	16	124	11.9	55.4 (5.1)	76.3 (3.7)	67.3 (4.2)	96	£0.00	£0.00	14%
Automatic										
1.4i 150PS Turbo	16	130**	8.5**	tbc	tbc	52.3 (5.4)**	125**	£0.00	£110.00	20%
	17/18	130**	8.5**	tbc	tbc	51.4 (5.5)**	128**	£0.00	£110.00	20%
1.6CDTi 136PS	16	127	9.1	49.6 (5.7)	74.3 (3.8)	62.8 (4.5)	119	£0.00	£30.00	21%
1.6CDTi 136PS	17/18	127	9.1	48.7 (5.8)	72.4 (3.9)	61.4 (4.6)	122	£0.00	£110.00	22%

S/S = Start/Stop fuel saving automatic engine. * = Correct at time of publication. ** = provisional data.

= Official Government Test Environmental Data. Official EU-regulated test data is provided for comparison purposes and actual performance will depend on driving style, road conditions and other non-technical factors.

TYRE RATING

Tyre size	Fuel efficiency group	Wet grip performance	External noise	
			Measured (dB)	Group
205/55 R 16	B-C	A-C	70-71	
225/45 R 17	C	A-B	71	
225/40 R 18	E	B	70	

Tyre rating according to EU Regulation 1222/2009

NEW ASTRA SPECIFICATIONS

TRANSMISSION

Five-speed manual gearbox

Standard on: 1.4i 100PS/1.0i 105PS

Six-speed manual gearbox

Petrol engines: 1.4i 125/150PS/1.6i 200PS models

Diesel engines: 1.6CDTi 110/136PS/1.6CDTi 160PS

BiTurbo models

Six-speed automatic transmission with ActiveSelect® function

A six-speed automatic transmission is optional on 1.4i 150PS and 1.6CDTi 136PS models. On the road, a wide selection of shift patterns is adapted to the style and habits of the driver, anticipating when maximum acceleration or maximum efficiency is required. The electronic control will also adapt to the prevailing road conditions, reducing gear shifting when climbing or descending and using engine braking assistance during down changes.

The ActiveSelect® manual mode allows the gear lever to be used like a sequential manual gearbox – you simply push the lever forward or back to change up or down the gears. The driver also benefits from a 'neutral' gear disengagement at idle, which reduces vibration and contributes to improved fuel consumption.

STEERING

- Power-assisted steering
- Turning circle (wall-to-wall):
– 11.05m (36.2ft.)

SUSPENSION

Front: Independent. Lightweight MacPherson struts with gas-pressure dampers and coil springs. Anti-roll bar.

Rear: Lightweight compound crank rear axle with one-piece, hollow cast trailing arms. Built-in anti-roll bar. Progressive-rate double conical mini-block springs and gas-pressure dampers.

BRAKING AND STABILITY

- Electronic Stability Programme (ESP)
- Cornering brake control
- Straight line stability control
- Rollover mitigation
- Drag torque control
- Hill start assist
- Anti-lock Braking System (ABS)
- Emergency brake assist
- Fading brake support
- Electronic brake force distribution
- Adaptive brake lights
- Hazard warning lights

1.0i 105PS/1.4i 100PS

Front ventilated discs: 276mm diameter

Rear discs: 264mm diameter

1.4i 125/150PS/1.6CDTi 160PS BiTurbo

Front ventilated discs: 276mm diameter

Rear discs: 264mm diameter

1.6CDTi 110PS/1.6 200PS

Front ventilated discs: 300mm diameter

Rear discs: 264mm diameter

1.6CDTi 136PS

Front ventilated discs: 300mm diameter

Rear discs: 288mm diameter

FUEL TANK CAPACITY

48 litres (10.5 gallons)

BODY

Aerodynamic drag co-efficient:

Hatchback – Cd 0.31

EXTERIOR DIMENSIONS

	mm (inches)
Overall length	4370 (172.0)
Wheelbase	2662 (104.8)
Front overhang	960 (37.7)
Rear overhang	748 (29.4)
Width (inc. door mirrors)	2042 (80.3)
Width (exc. door mirrors)	1809 (71.2)
Width (door mirrors folded)	1871 (73.6)
Height	1485 (58.4)

LUGGAGE CAPACITIES* litres (cu.ft.)

	Load volume (minimum)**	Load volume (maximum)†
Hatchback	370 (13.0)††	1210 (42.7)

Please note fitment of Infinity® Sound System reduces load volume by 38 litres.

* = Measured using the ECIE method. ** = Rear seats up.

† = To roof – rear seats folded. †† = Flex Floor in lowest position.

NEW ASTRA ADDITIONAL INFORMATION

ON-THE-ROAD PRICES

To eliminate uncertainty about hidden costs when buying a new car, Vauxhall publishes on-the-road recommended retail prices (RRP) and these are shown in the pricing tables within this price guide. These prices include the recommended cost of number plates and delivery to a Vauxhall retailer of £700.00 (including £116.67 VAT), 12 months' Government Vehicle Excise Duty (see opposite for details) and the DVLA new vehicle first registration fee of £55.00*.

Please note: The on-the-road recommended retail price (RRP) does not include fuel supplied by the retailer, motor insurance or any other goods or services supplied by agreement between the retailer and the customer.

PRICE PROTECTION

Order a new Vauxhall for build in the current model year (as confirmed by your retailer) for delivery no more than three months in advance and the price you are quoted is the price you pay. This is irrespective of any subsequent price rises between placing your order and delivery of your new car, but you must take delivery as soon as the car is available. General Motors UK Limited is not liable for price adjustments caused by Government changes in the rate of VAT (currently 20%), Vehicle Excise Duty, DVLA new vehicle first registration fee or by any other applicable legislation or regulations.

VEHICLE EXCISE DUTY

The amount of Vehicle Excise Duty (road fund licence) payable on new cars varies depending on the level of carbon dioxide (CO₂) emissions produced by the vehicle. CO₂ emissions are measured in grammes (g) per kilometre (km) travelled and divided into 13 charging bands shown in the table below.

From 1 April 2010 the Government introduced a new 'first year rate' of Vehicle Excise Duty payable on all new cars. In subsequent years the amount of Vehicle Excise Duty payable will revert to the standard rate.

Vehicle Excise Duty*

	CO ₂ emissions (g/km)	First year rate	Standard rate
Band A	up to 100	£0.00	£0.00
Band B	101-110	£0.00	£20.00
Band C	111-120	£0.00	£30.00
Band D	121-130	£0.00	£110.00
Band E	131-140	£130.00	£130.00
Band F	141-150	£145.00	£145.00
Band G	151-165	£180.00	£180.00
Band H	166-175	£295.00	£205.00
Band I	176-185	£350.00	£225.00
Band J	186-200	£490.00	£265.00
Band K	201-225	£640.00	£290.00
Band L	226-255	£870.00	£490.00
Band M	over 255	£1100.00	£505.00

* = Correct at time of issue.

E10 FUEL

E10 fuel is cleared for use in all petrol-engined Vauxhall vehicles excluding models with the 2.2 litre direct injection petrol engine (code Z22YH) used in Vectra, Signum and Zafira models. Owners of these vehicles should continue to use regular unleaded or premium unleaded petrol.

PROTECTING THE ENVIRONMENT

Vauxhall's commitment to the environment is demonstrated by our products' many environmental awards. For even more information on Vauxhall's efforts to achieve an environmentally sustainable future, see www.vauxhall.co.uk/recycling

VAUXHALL ASSISTANCE

Vauxhall Assistance is provided automatically with every new Vauxhall for 12 months from first registration and covers everything from accident assistance, roadside recovery and 'at home' service to flat tyres. With Vauxhall Assistance help is literally just a free** phone call away, 24 hours a day, 365 days a year!

** = Mobile phone users will be charged at their standard tariff.

VAUXHALL LEASING

As Vauxhall's own contract hire and fleet management operation, Vauxhall Leasing provides a one-stop-shop for competitive car and van leasing solutions – for business users and private individuals. Working with the Vauxhall retailer network, we combine the support of a national contract with the convenience of a local contact.

For further information, please see your local Vauxhall retailer or call us on **0870 737 2557**. Alternatively, you can visit our website at www.vauxhall-leasing.co.uk

IN THE EVENT OF AN ACCIDENT...

Vauxhall Accident Support helps keep you mobile following an accident. Benefits include scene-of-accident advice, message service, assistance with claims and vehicle recovery. For further details call **0800 010 304**.

Alternatively, details can be found on our website at www.vauxhall.co.uk

VAUXHALL SERVICE PLAN

Vauxhall retailers offer a great service for owners of all Vauxhall cars. Value for money, regular offers and free check-ups, combined with the peace of mind that comes from using Vauxhall-trained technicians and genuine parts, help keep your car in peak condition at all times.

FOR MORE PRODUCT INFORMATION

For a brochure on any Vauxhall model (up to a maximum of three per caller) or location of your nearest Vauxhall retailer please call **0345 600 1500**. Alternatively, details can be found on our website at www.vauxhall.co.uk

VAUXHALL INSURANCE WITH ADDED REASSURANCE

Comprehensive cover – Summary of benefits*

- Competitive premiums
- Repairs by a Vauxhall-trained technician
- Genuine Vauxhall parts, guaranteed for three years when we repair your car within our Approved Repairer Network
- Free courtesy car as standard when using an Approved Repairer**
- 24 hour claims helpline
- Personal Accident benefit
- Cover for audio equipment
- Windscreen cover

Call for a quote on **0844 463 2670†**

*The benefits listed above are for comprehensive cover only. For details of Third Party, Fire and Theft cover, please call our sales team.
**Should your car need repairing following an accident we provide a courtesy car (subject to availability) for the duration of the repair. Only genuine Vauxhall parts are used. Terms and conditions apply.
† Calls may be recorded. Vauxhall Motor Insurance is underwritten by Ageas Insurance Limited.

Every effort has been made to ensure that the contents of this document were accurate and up-to-date at the time of publication – 17 June 2015. The invoice price, including delivery to retailer, factory-fitted options, accessories fitted by the retailer and number plates, is subject to VAT. The right is reserved to alter specifications and prices, and withdraw products from sale, without notice. Please note that Vauxhall retailers are not the agents of General Motors UK Limited t/a Vauxhall and are not authorised to bind General Motors UK Limited by any specific or implied undertaking or representation. It is advisable to ensure that your motor insurance policy provides adequate cover for additional fitted options and accessories. All rights reserved. No part of this publication may be reproduced in any form or by any means, without the prior written permission of General Motors UK Limited.

Base information prepared by Graymatter. General Motors UK Limited, Luton LU1 3YT www.vauxhall.co.uk

©2015 General Motors UK Limited



VAUXHALL