







▼  Daimler


 MB229.51


 MB229.5


 MB229.31


 MB229.3


 MB229.1


▼  Volkswagen


 VW50700 (2004)


 VW50601 (2000)


 VW50600 (1999)


 VW50501 (2005)


 VW50501 (1999)

 VW50500 (1997)

 VW50400 (2004)

 **VW50301 (2000)**

 VW50300 (1999)

 VW50200 (2005)

Clear all

▲ ▼

MB229.5

VW50301 (2000)

Baseline	HTHS (cP)	SA (%)	P (%)	S (%)
A3/B4-04	≥ 3.5	≤ 1.5	≤ 0.11	≤ 0.50
A3-98	≥ 3.51	≤ 1.5	≥ 0.08	Report

Instructions

Select a specification from 'Specification list' to add to the performance comparison. Once selected the specification's performance map will be displayed on the chart along with some basic requirements in the data grid. A maximum of 15 specifications may be selected and overlaid to compare their relative performance. C

The performance charts are not a literal translation of a performance specification and should not be used as a replacement for evaluating engine oil performance in accordance with the relevant vehicle manufacturer's requirements.

Key

Baseline

HTHS

SA

P

S

Baseline performance level

Viscosity at high temperature and shear (cP)

Sulphated Ash (%)

Phosphorus (%)

Sulphur (%)

[Click here](#) to load alternative Heavy Duty Specifications