

WIRING DIAGRAMS
Article Text
1993 Volkswagen Passat
For <http://volkswagen.msk.ru>
Copyright © 1998 Mitchell Repair Information Company, LLC
Monday, January 29, 2001 12:01AM

ARTICLE BEGINNING

1993 WIRING DIAGRAMS
Volkswagen Wiring Diagrams

Volkswagen; Passat

COMPONENT LOCATION MENU

COMPONENT LOCATIONS TABLE

Component	Figure No. (Location)
A/C COMPRESSOR CLUTCH	7 (E 27)
A/C COMP CLUTCH SHUT-OFF RELAY	7 (D 27)
A/C PRES SWITCH	7 (E 27)
A/C RELAY	7 (C 24)
A/C SWITCH	7 (E 25-26)
A/T CONSOLE LIGHT	6 (B 21)
A/T CTRL UNIT	2 (B-D 4)
ALTERNATOR	1 (A-B 3)
ANTI-LOCK BRAKE CTRL SYSTEM (ABS)	8 (B-E 28-31)
ANTI-THEFT CONTROL UNIT	7 (A 24)
ASHTRAY LIGHT	5 (A 16)
BACK-UP LIGHT RELAY	1 (C 3)
BACK-UP LIGHT SWITCH	4 (A 15)
BATTERY	1 (A 2)
CIGARETTE LIGHTER	5 (A 16)
COOLANT TEMPERATURE SENSOR	4 (D 14)
CRUISE CONTROL SYSTEM	1 (C-D 2-3)
DATA LINK CONN (DLC) (2.0L)	2 (C 7)
DATA LINK CONN (DLC) (2.8L)	3 (C 9)
DEFOGGER GRID	6 (A 21-22)
DOOR SWITCHES	10 (E 39)
ECM POWER SUPPLY RELAY	5 (B 19)
EMERGENCY FLASHER SW	5 (E 16-17)
EMERGENCY FLASHER RELAY	5 (C 17)
ENGINE CONTROL MODULE (ECM) (2.0L)	2 (A-C 7)
ENGINE CONTROL MODULE (ECM) (2.8L)	3 (A-E 11)
ENGINE OIL TEMP SENS	7 (C 25)
FRESH AIR BLOWER SW (W/ A/C)	7 (E 24)
FRESH AIR BLOWER SW (W/O A/C)	4 (E 13)
FRESH AIR CONTROL LEVER LIGHT	5 (A 16)
FUEL PUMP RELAY	4 (C-D 12)
FUEL PUMP/FUEL TANK UNIT	4 (E 12)
FUSE #51	2 (D 5)
FUSE RELAY PANEL	4-7 (B-D 12-25)
FUSE RELAY PANEL LAYOUT	9 (D-E 32-33)
HEADLIGHT SWITCH	6 (A 20-21)
HEATED O2 SENSOR	3 (A 10)
HEATED O2 SENSOR (2.0L)	2 (A-B 5)
HEATED SEATS	8 (A-B 28-31)

WIRING DIAGRAMS

Article Text (p. 2)

1993 Volkswagen Passat

For <http://volkswagen.msk.ru>

Copyright © 1998 Mitchell Repair Information Company, LLC

Monday, January 29, 2001 12:01AM

HOOD SW	7 (A 27)
HORN RELAY	6 (C 20)
IGNITION BOOSTER	2 (D-E 7)
IGNITION COIL (2.8L)	3 (E 9-10)
IGNITION SWITCH	4 (A 12-13)
INSTRUMENT CLUSTER	9 (A-C 32)
INTERIOR LIGHT	10 (D-E 37-39)
LEFT DOOR LATCH SW	5 (A 19)
LEFT REAR ASHTRAY LIGHT	6 (B 21)
LEFT REAR MICRO SWITCH	9 (C 33)
LEFT SEAT BELT SWITCH	5 (A 18-19)
MULTI-FUNCTION IND SW	7 (B-C 25-26)
MULTI-FUNCTION SW	2 (A-B 4)
OIL PRESSER SWITCH	4 (D 14)
OUTSIDE AIR TEMP SENS	7 (D 25)
PARK BRAKE SWITCH	5 (A 18)
POWER DOOR LOCKS	10 (D-E 36-37)
POWER MIRROR SWITCH	6 (A 23)
POWER WINDOW CONTROL UNIT	10 (A-B 36)
PROGRAM SWITCH	2 (E 5-6)
RADIATOR COOLING FAN THERMO SWITCH	1 (D 3)
RADIATOR FAN CTRL UNIT	1 (E 3)
REAR WINDOW WIPER/WASHER RELAY	6 (C 22)
REAR WIPER MOTOR	6 (E 23)
SEAT BELT CTRL UNITS	9 (A-D 34)
SEAT BELT IN LINE FUSES	9 (C 33, D 33, A 34)
SEAT BELT WARNING CTRL UNIT	5 (B-C 17)
SECONDARY AIR INJECTION RELAY (2.8L)	3 (E 8)
STARTER	1 (A 3)
STARTER INTERLOCK RELAY	1 (B 3)
STOP LIGHT SWITCH	5 (D 19)
SUN ROOF	9 (E 34)
THIRD SPEED COOLING FAN THERMO SW	7 (B-C 27)
THROTTLE POSITION SENSOR (2.8L)	3 (B 8)
TIME DELAY RELAY FOR X-CONTACT	4 (B-C 13)
TRUNK LIGHT SW	7 (A 26-27)
TRUNK SW	7 (A 27)
VEHICLE SPEED SENS (VSS)	4 (E 15)
WARNING INDICATORS	5 (A 17)
WASHER NOZZLE HEATERS	6 (A 22)
WIPER INTERMITTENT SW	6 (E 21-23)
WIPER/WASHER INTERMITTENT RELAY	6 (C 21-22)
3 SPEED COOLANT FAN	7 (A-B 26-27)

WIRING DIAGRAMS

WIRING DIAGRAMS

Article Text (p. 3)

1993 Volkswagen Passat

For <http://volkswagen.msk.ru>
 Copyright © 1998 Mitchell Repair Information Company, LLC
 Monday, January 29, 2001 12:01AM

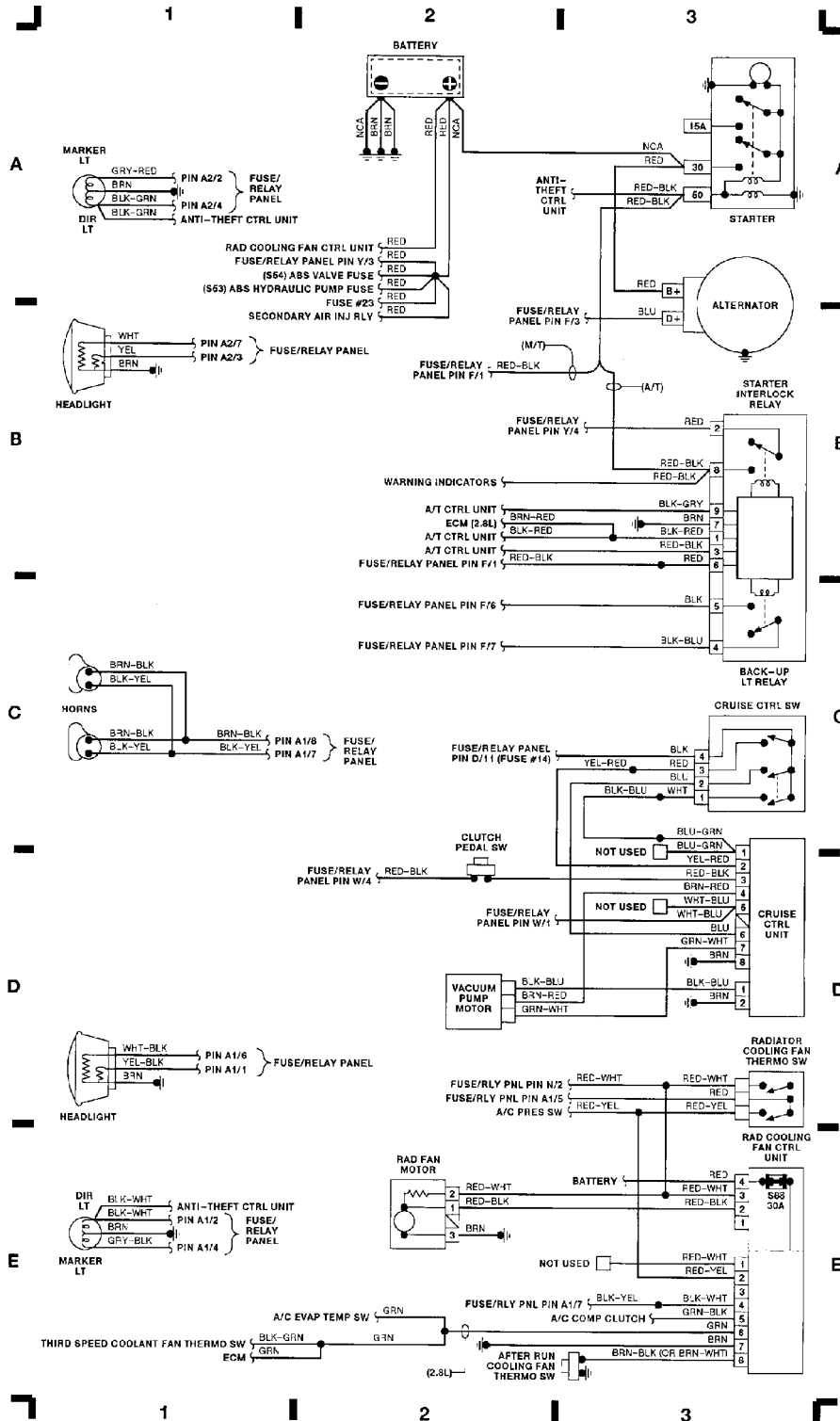
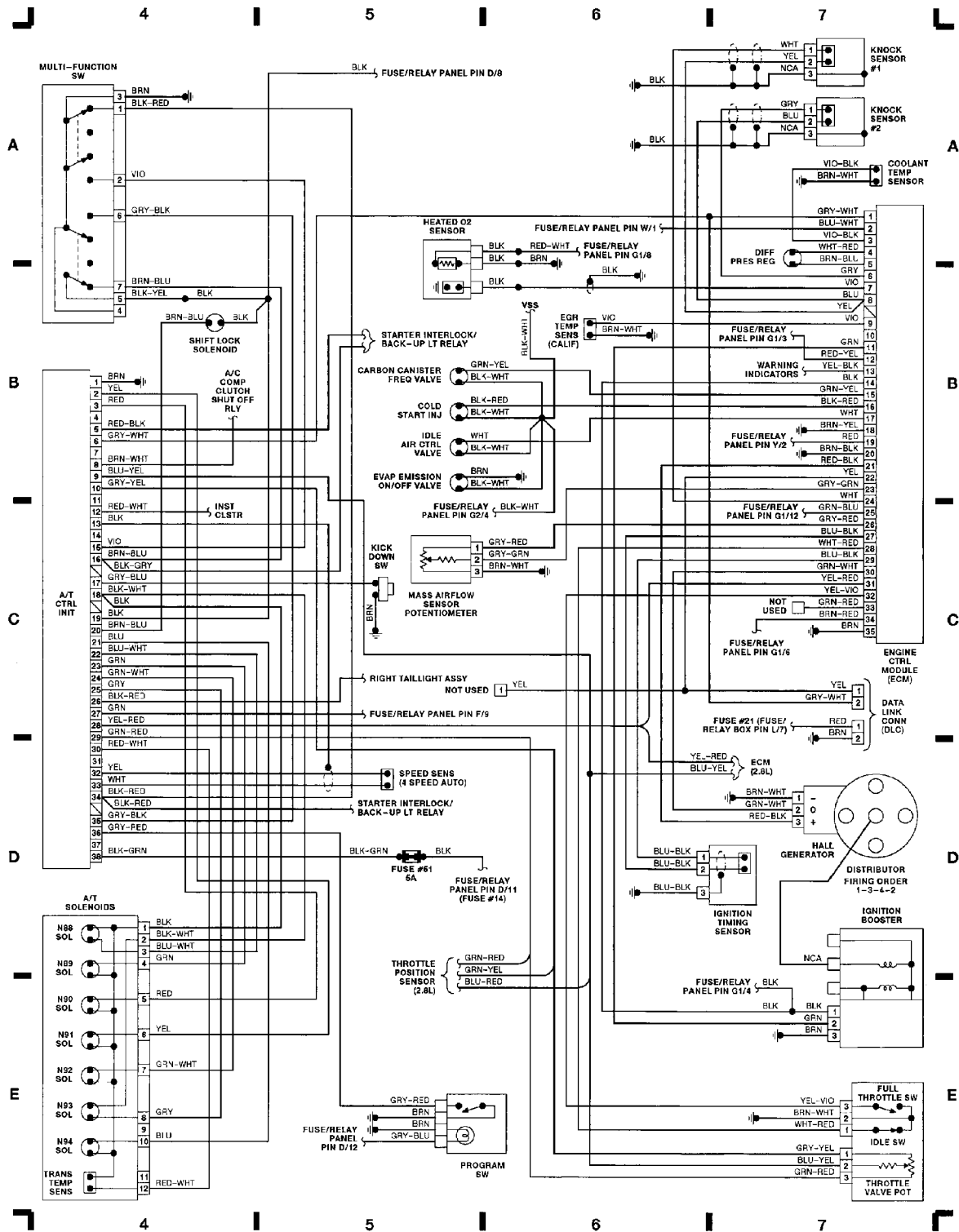


Fig. 1: Engine Compartment, Headlights (Grid 1-3)

94H30954



94130955

Fig. 2: Engine Ctrl Module, A/T Ctrl Unit, A/T Sol (Grid 4-7)

WIRING DIAGRAMS
Article Text (p. 5)
 1993 Volkswagen Passat
 For <http://volkswagen.msk.ru>
 Copyright © 1998 Mitchell Repair Information Company, LLC
 Monday, January 29, 2001 12:01AM

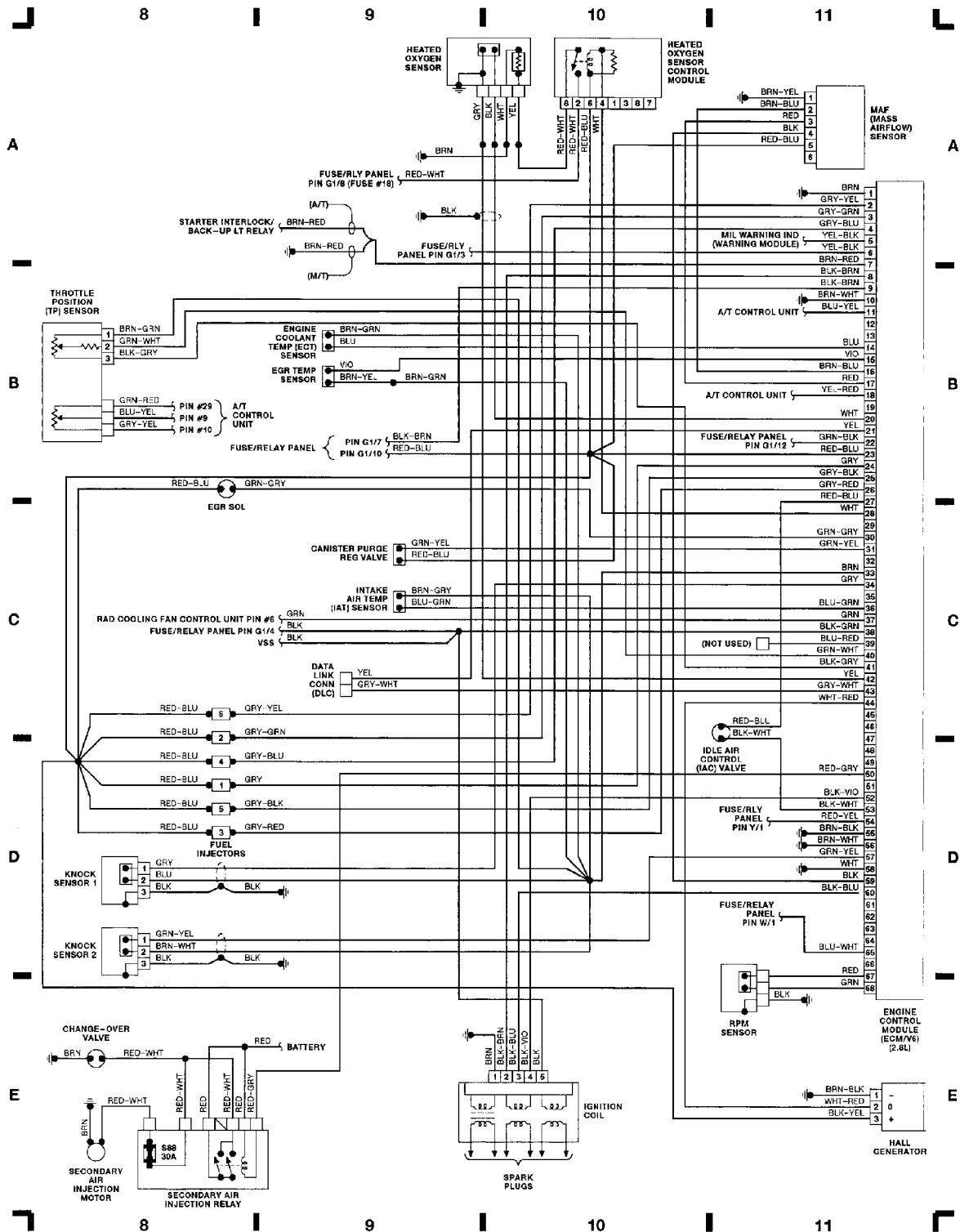


Fig. 3: Engine Ctrl Module, Ignition Coil (Grid 8-11)

WIRING DIAGRAMS
Article Text (p. 6)
 1993 Volkswagen Passat
 For <http://volkswagen.msk.ru>
 Copyright © 1998 Mitchell Repair Information Company, LLC
 Monday, January 29, 2001 12:01AM

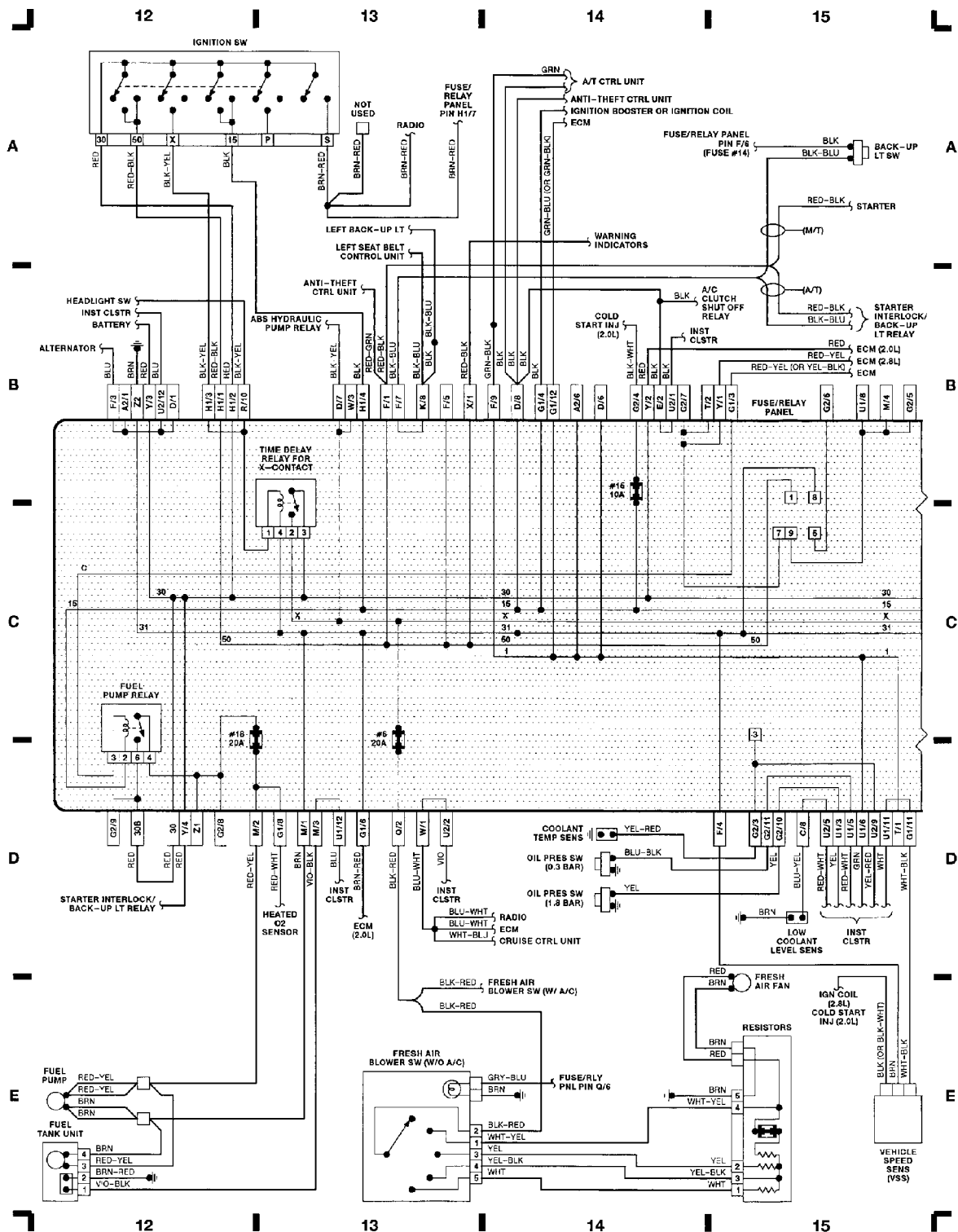
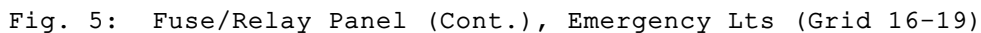


Fig. 4: Fuse/Relay Panel, Ignition Sw (Grid 12-15)

94A30957

Monday, January 29, 2001 12:01AM



94R30958

Monday, January 29, 2001 12:01AM

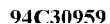


Fig. 6: Fuse/Relay Panel (Cont.), Headlt Sw (Grid 20-23)

WIRING DIAGRAMS
Article Text (p. 9)
 1993 Volkswagen Passat
 For <http://volkswagen.msk.ru>
 Copyright © 1998 Mitchell Repair Information Company, LLC
 Monday, January 29, 2001 12:01AM

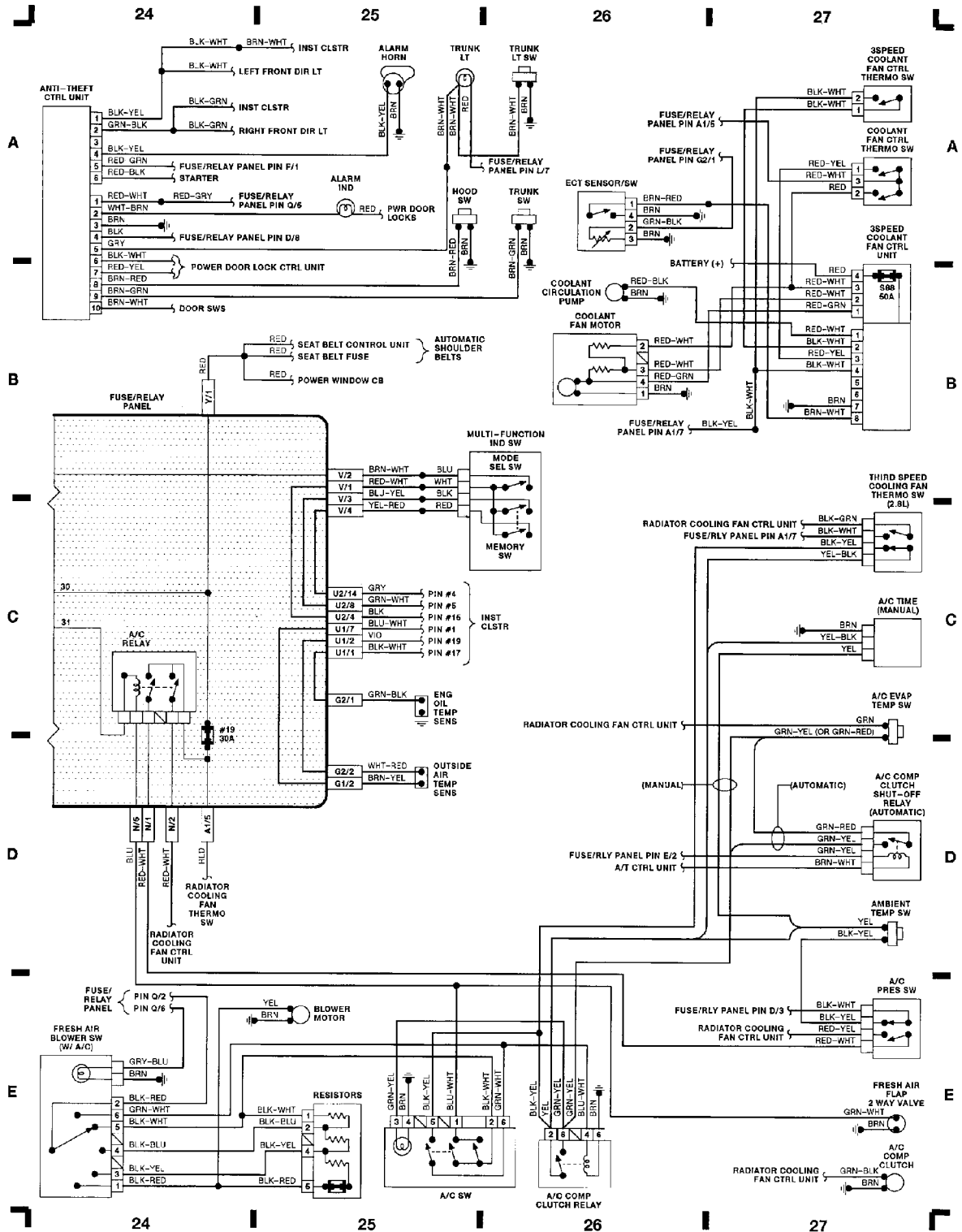


Fig. 7: Fuse/Relay Panel (Cont.), Fresh Air Blower Sw (Grid 24-27)

94R30960

WIRING DIAGRAMS
Article Text (p. 10)
 1993 Volkswagen Passat
 For <http://volkswagen.msk.ru>
 Copyright © 1998 Mitchell Repair Information Company, LLC
 Monday, January 29, 2001 12:01AM

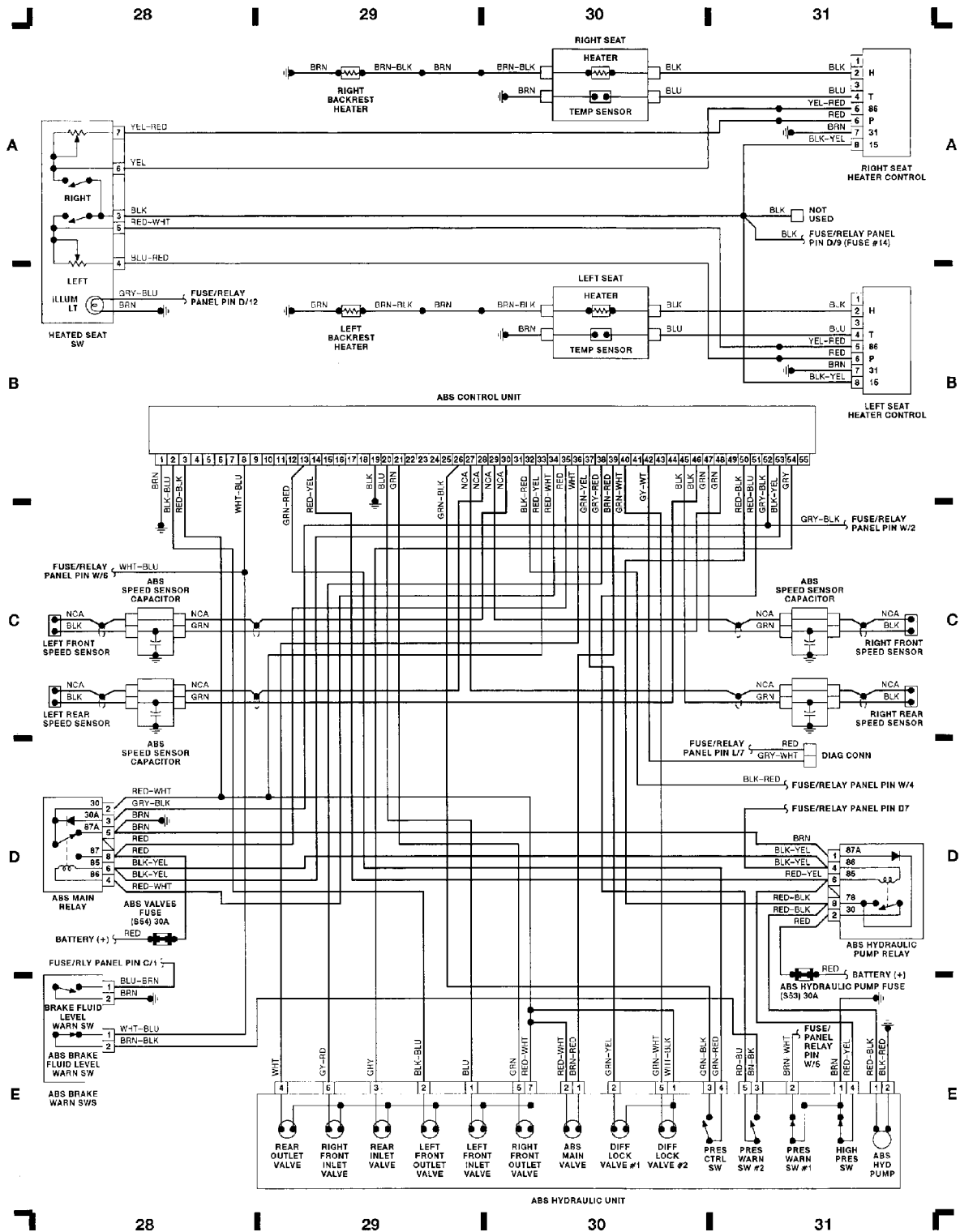


Fig. 8: ABS Ctrl Unit, ABS Hydraulic Unit (Grid 28-31)

94G30961

Monday, January 29, 2001 12:01AM



END OF ARTICLE